

Specifications

Model	7487
Color	Faux Wood Base with White Glass Cover
Capacity	60 ml/2.03 fl oz
Run Time	Up to 5 hours
Features	Continuous/On/Off, Color Rotating Lights
Coverage	400 square feet
Rated Power	5V 0.5A
Adapter Power	5V USB

Troubleshooting

SYMPTOM	CAUSE	SOLUTION
No mist	Unit is out of water	Add additional water.
No mist or little mist	Unit needs to be cleaned; oils are clinging to ceramic disc or sensor	Clean unit as advised in instructions with clean water and clean ceramic disc/sensor with brush or swab.
	Water level is higher than max level line	Clean unit and add water ½ way to fill line and additional water after getting mist. Remove excess water and restart the diffuser.
Blinking Lights	Water level indicator is dirty	Clean unit as advised, making sure to swab the sensor/disc inside the bottom of the unit.
Unit will not stop running even though empty	Water level indicator is dirty	Clean unit as advised, making sure to swab the sensor/disc inside the bottom of the unit.
No misting and unit is spraying water	Water is too cold	Change to warmer water.

CAUTION: Keep away from children and pets.

This diffuser has a 1-year manufacturer guarantee.
Please call customer service at 1-888-548-0040 for assistance.
Do not return to the retailer.

Distributed by NOW Foods
Bloomington, IL 60108, USA
nowfoods.com/essential-oils

Customer Service 888-548-0040

Product of China

Essential Oil Info

NOW® Essential Oils are genuine reflections of the botanicals from which they're borne. When properly diffused, these botanical extracts can encourage wellness, tranquility and even inspiration. Our essential oils are highly concentrated and identity verified to ensure quality, and we use only fresh botanicals bursting with vitality and beneficial compounds. Strict attention to detail, meticulous extraction methods, and a focus on safety and purity are what set NOW® Essential Oils apart from other essential oils, and we take the necessary steps to ensure our oils are brought to you in a manner that's scientifically and environmentally responsible.



For more information visit nowfoods.com/essential-oils.



Ultrasonic Glass Swirl USB Oil Diffuser

nowfoods.com/essential-oils

instructions & care



Essential Oil Recipes

Add the following oils to a diffuser and enjoy:

Balancing Blends

Daily Balance

- 2 drops of NOW® Geranium Oil
- 2 drops of NOW® Rose Absolute Oil
- 2 drops of NOW® Clary Sage Oil

Mind Ease

- 3 drops of NOW® Lavender Oil
- 3 drops of NOW® Peppermint Oil
- 3 drops of NOW® Chamomile Oil

Purifying Blends

Purifying Room

- 1 drop of NOW® Tea Tree Oil
- 1 drop of NOW® Grapefruit Oil
- 10 drops of NOW® Lemon Oil

Spring Cleaning

- 10 drops of NOW® Lemongrass Oil
- 5 drops of NOW® Lemon Oil
- 1 drop of NOW® Eucalyptus Oil

Uplifting Blends

Orange You Delightful

- 10 drops of NOW® Orange Oil
- 25 drops of NOW® Vanilla Concentrate Oil

Energizing

- 1 drop of NOW® Peppermint Oil
- 1 drop of NOW® Rosemary Oil
- 2 drops of NOW® Cinnamon Oil

Relaxing Blends

Peace of Mind

- 10 drops of NOW® Lavender Oil
- 6 drops of NOW® Chamomile Oil

Calming Night

- 4 drops of NOW® Cypress Oil
- 4 drops of NOW® Lavender Oil
- 4 drops of NOW® Marjoram Oil

Romance Blends

Love is in the Air

- 1 drop of NOW® Patchouli Oil
- 3 drops of NOW® Jasmine Absolute Oil
- 5 drops of NOW® Geranium Oil

Things are Just Rosey

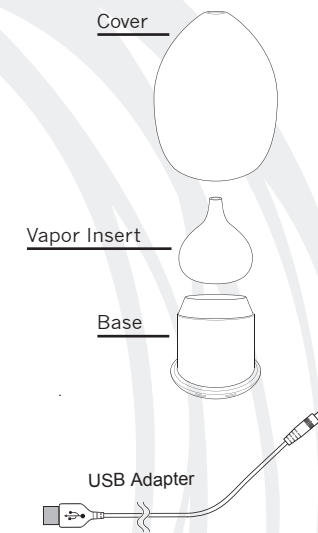
- 1 drop of NOW® Geranium Oil
- 15 drops of NOW® Rose Absolute Oil

Congratulations on your purchase of the NOW® Ultrasonic Glass Swirl USB Oil Diffuser designed for indoor use only. Please read the instructions carefully before using.

How it works

The NOW® Ultrasonic Glass Swirl USB Oil Diffuser uses high frequency ultrasonic technology that vibrates water inside the unit, creating an ultra fine mist. When essential oils are added, they are immediately dispersed into the air, providing healthful benefits and helping to ionize the air.

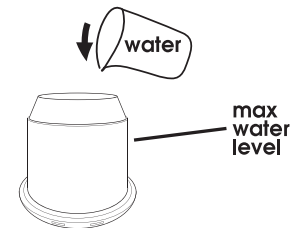
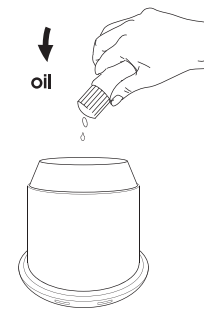
What's included




How to add essential oil

1 Plug the adapter cord into the base first then plug the unit into a USB port. Take off the cover. Using your own cup, fill the base with 60 ml (2.03 fl. oz.) of room-temperature tap water. Do not use distilled or purified/filtered water. Do not overfill past indication line, and be careful not to move once the unit has been filled.

2 Add your essential oil



3 Replace the vapor insert and top. Turn it on.



NOTE: Oil mist can damage wooden and painted surfaces; wipe up any residue quickly and often.

How to operate


Modes of Operation - Control Misting:
Push once for continuous misting.
Push twice to turn off misting.



How to clean

We recommend that you clean your NOW® Ultrasonic Glass Swirl USB Oil Diffuser every time you change oils. Oils are corrosive, and over time they build up on the ceramic parts. To ensure long life for your diffuser, follow these simple cleaning and maintenance instructions:

Turn off the unit and disconnect the power plug. Lift off the outer cover and vapor insert. Empty any remaining water into a sink.



- Rinse the water tank and wipe it dry with a clean cloth every time you use a different type of essential oil. Keep water from entering the vent.
- Use a damp cloth to clean the exterior of the unit.
- Use a cotton swab or brush to clean the ceramic disc.
- Do not use detergents or abrasive agents to clean the diffuser unit.
- Disconnect the diffuser unit from power before cleaning.
- Use the diffuser unit on a dry and even surface.

Please read these instructions carefully before using. Manufacturer accepts no liability for damage caused by incorrect use of the NOW® Ultrasonic Glass Swirl USB Oil Diffuser.

- ⚠ Warning and cautions
- ⊘ No allowed actions
- ❗ Strictly prohibited

⚠	1. Clean the unit when changing to a different oil.
⚠	2. Clean the unit by rinsing the water tank and wiping it dry with a clean cloth.
⊘	3. Do not use detergents or abrasive agents such as corrosive solvents to clean the diffuser unit.
⚠	4. Shut off and unplug the power before cleaning.
⚠	5. Use the original adapter provided by the manufacturer.
⚠	6. If you don't use the device for a long time, unplug and pour water out.
⊘	7. Never use steamed water or very cold water.
⊘	8. Never touch water level sensor and avoid product hitting other objects.
⊘	9. Never put your hand above the ceramic disc when product is working, as this could cause pain and damage the diffuser.
❗	10. Never wrap the adapter with a cloth or paper, etc. otherwise it cannot dissipate heat normally and may cause deformation and burn the membrane causing a short circuit. Never touch the adapter with wet hands.
⊘	11. Do not use other liquids except for water and drops of essential or fragrance oils.
⊘	12. Do not aim the diffuser at walls, ceilings, or furniture surfaces as excess moisture could cause water damage.
❗	13. Do not take this unit apart exposing electrical parts. Call customer service for assistance and guarantee information.
⚠	14. Never place on loose fabric that can block air flow and prevent the unit from misting and ventilating properly.